

**Effective Solution
for Bridging
Expansion Joints**

**AGAIN! ANOTHER
CTP SOLUTION!**

CTP MAD-2000

Masonry alignment device that provides collateral wall stability and longitudinal freedom for expansion movement


The CTP Masonry Alignment Device-2000 (CTP MAD-2000) joint stabilizing anchor is an all metal, durable anchor assembly, specifically designed to allow movement at expansion, contraction or isolation joints in masonry while maintaining the wall alignment in a direction normal to the movement.

The CTP MAD-2000 is manufactured of either stainless steel or galvanized sheet metal sleeves and connecting rods, depending on specific applications. The wire rods provide the shear resistance to maintain alignment of the joint. The CTP MAD-2000 is a great solution in new construction or retrofit masonry applications. Contributes to green building construction and restoration projects.

The **CTP MAD-2000** allows for expansion of clay masonry and shrinkage of concrete or concrete masonry. It is also adaptable for connection to steel framing. It is a great solution for bridging vertical expansion joints and provides collateral stability of adjoining walls while providing longitudinal freedom for expansion movement. It is easy to install and creates an effective way to keep adjoining masonry walls from disconnecting. When constructing the masonry wall, the sleeves are completely embedded in the mortar of the bed joint or the grout of filled CMU. The sleeve design allows for the mortar to key through the specific manufactured openings. The keying action and the complete bedding of the sleeves make for a solid connection to the masonry. Two steel wire connecting rods are factory assembled within the sleeves and spaced with flexible plastic tubing to allow for movement via a telescoping action. The flexible plastic tubing insures that expansion can take place by properly spacing sleeves and preventing mortar build up during construction. The **CTP MAD-2000** sleeves can be embedded in masonry bed joints or fastened to existing construction. The **CTP MAD-2000** does not require site fabrication of sleeves. It can be added to existing walls if expansion joints are required. It also does not require sash grooves to transfer load.

Made in the U.S.A.

CTP, Inc. • www.ctpanchors.com
Phone: (219) 878-1427 • Fax: (219) 874-3626

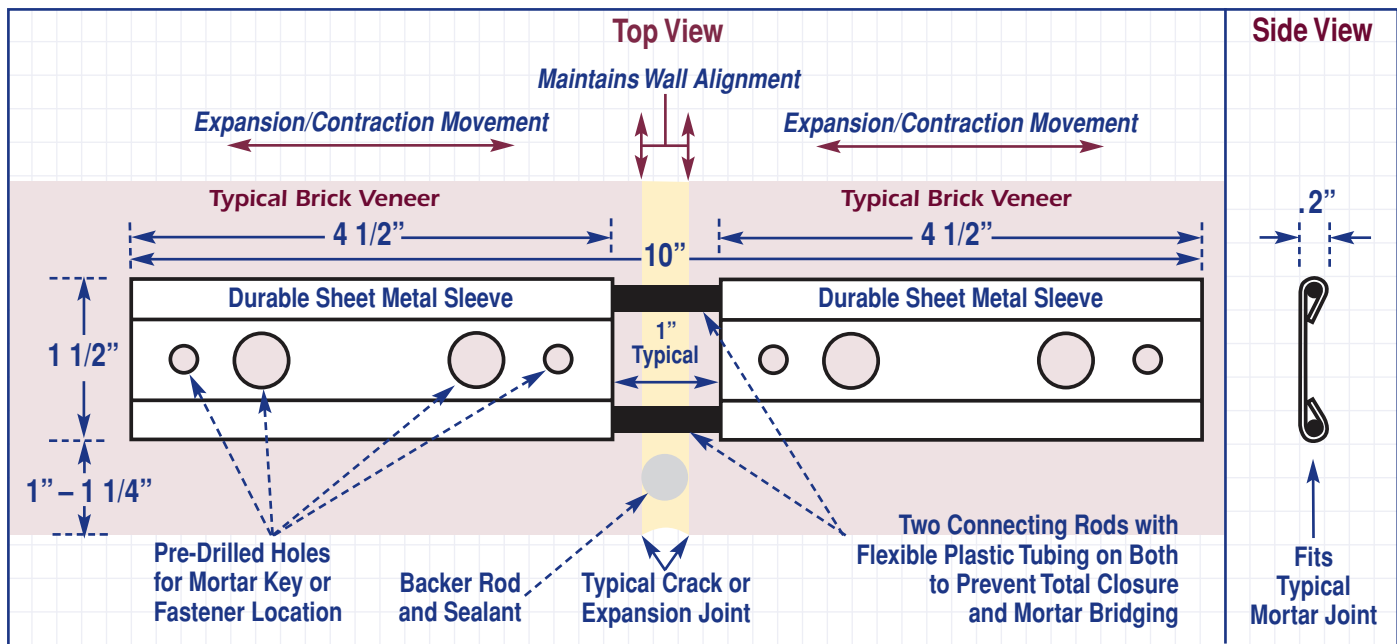


**Strong and Versatile
Flexible Anchor for
New Wall Construction or
Repairing Wall Cracks**



Construction Tie Products, Inc. is committed to supplying the highest quality masonry tie and construction systems in North America and satisfying all stringent national codes and standards for today's building structures. CTP, Inc. promises to be a reliable product source along with on-time business integrity for all demanding builders. Call anytime for technical assistance or recommendations.

The CTP MAD-2000 Advantages



CTP MAD-2000 Product Information

Performance

By installing this anchorage at the expansion joint of continuous adjoining walls, or bridging the crack and expansion joint location of the existing walls, the vertical rotation of the two walls is restricted. Also, by field bending the **CTP MAD-2000** just 90°, fastening a leg to a perpendicular abutment, and then embedding the remaining portion in the bed joint of an intersecting wall, provides lateral movement of the intersecting walls. The anchor assemblies are spaced at 16" to 24" centers vertically at the adjoining walls.

The **CTP MAD-2000** anchorage is designed principally to resist shear forces between in-plane masonry wythes created by wind loads on the masonry surface. The anchor system consists of two specially designed steel sleeves which are placed in a collinear bed joint of adjoining walls. Each sleeve is bedded in mortar for a solid connection in the opposing masonry wythes. Thereby the assembly bridges the gap or joint between the walls. The **CTP MAD-2000** sleeves are connected with two parallel connecting rods. The connecting rods are lubricated and telescopically connected in the opposing sleeves, thus allowing unrestricted longitudinal movement of the walls. The sliding action of the connecting rods provides the proper freedom of movement for full utilization of the expansion joint. The total anchorage is available in Type 304 stainless steel for exterior applications, or zinc plated for interior or less humid situations.

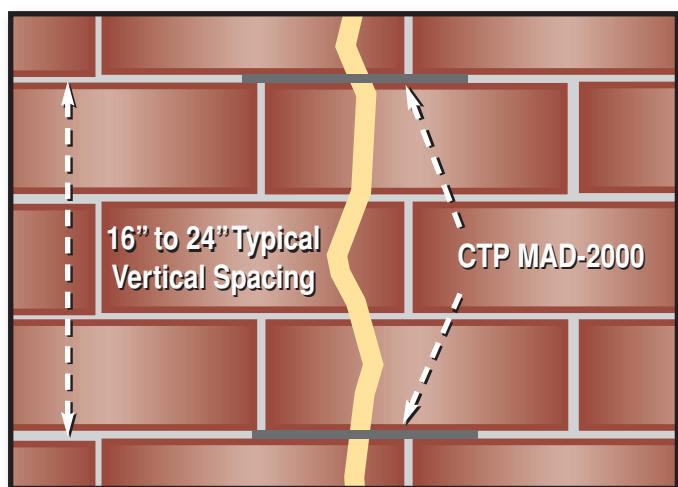
Retrofitting an existing masonry wall with a **CTP MAD-2000** will provide a functional expansion joint at select locations. The placement of the assembly will require the removal of existing mortar in order to create a pocket for the **CTP MAD-2000**. Properly prepare the pocket to bed the assembly in a compatible mortar. Point and finish the concealed device after installation.

Typical Applications

- Bridging Vertical Expansion Joints
- Intersecting Walls - Hollow Masonry Units
- Intersecting Walls - Solid Masonry Units
- Connection to Slabs or Spandrel Beams
- Connection of New Walls to Existing Walls
- Retro-fitting Existing Veneers with Expansion Joints
- Steel or Concrete Frame Construction

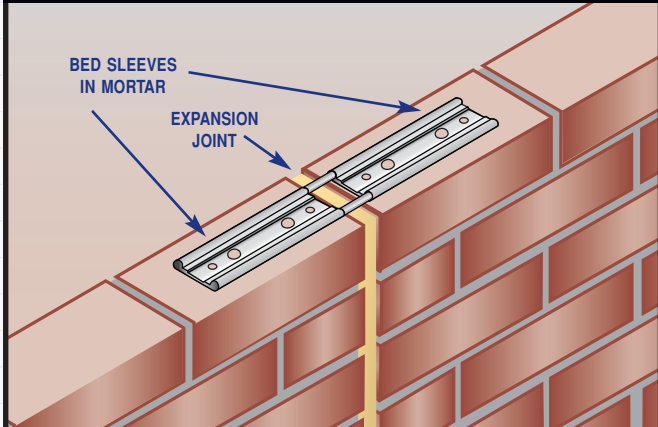
Average maximum shear load = 300 lb.
 Safe working shear load* = 75 lb – 150 lb.
 * Safety factor 4:1 or 2:1

Stabilize Cracked Walls for Expansion Control



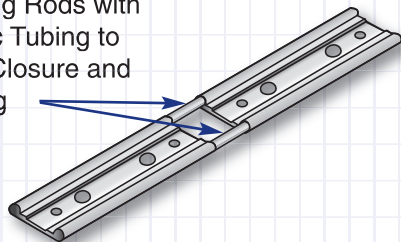
CTP MAD-2000 Application Guidelines

Vertical Expansion Joints in New Walls

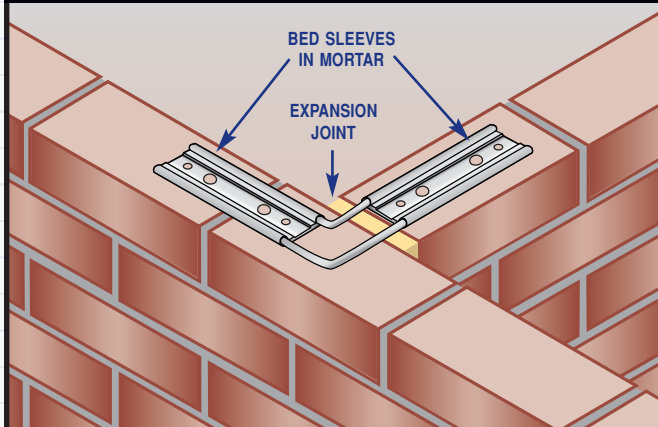


Typical Expansion Joint

Two Connecting Rods with Flexible Plastic Tubing to Prevent Total Closure and Mortar Bridging

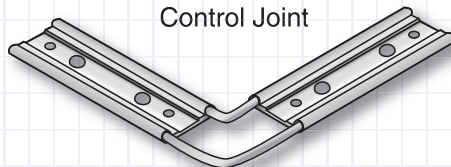


Intersecting Solid Masonry Walls

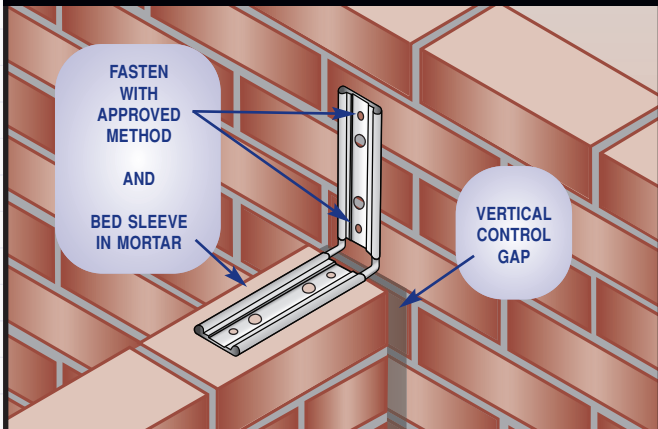


Bent On-Site and Sleeve Installed Level with Masonry

Vertical Control Joint



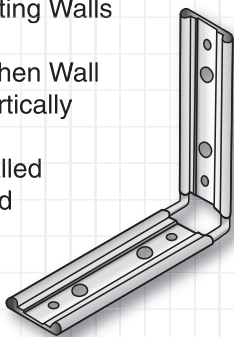
Construction of New to Existing Walls



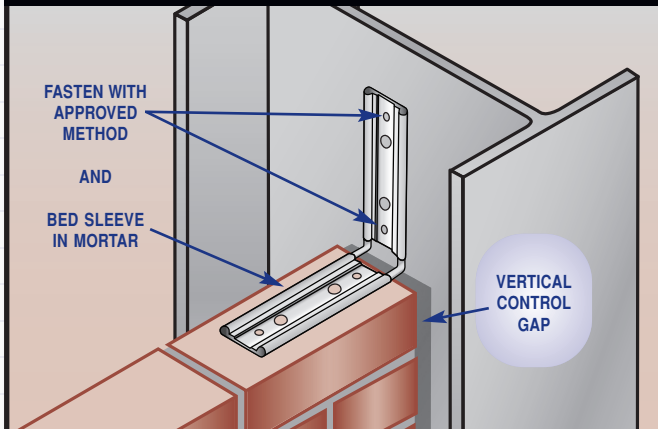
Fasten to Existing Walls

Tie Opens When Wall Shrinks Vertically

Tie Installed Closed

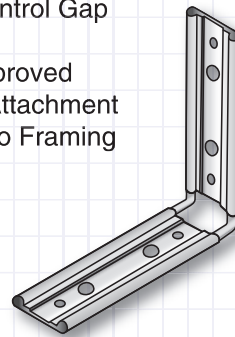


Steel or Concrete Frame Construction



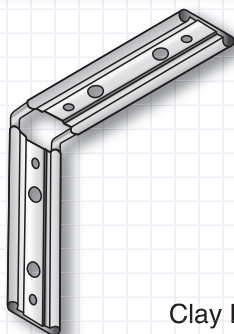
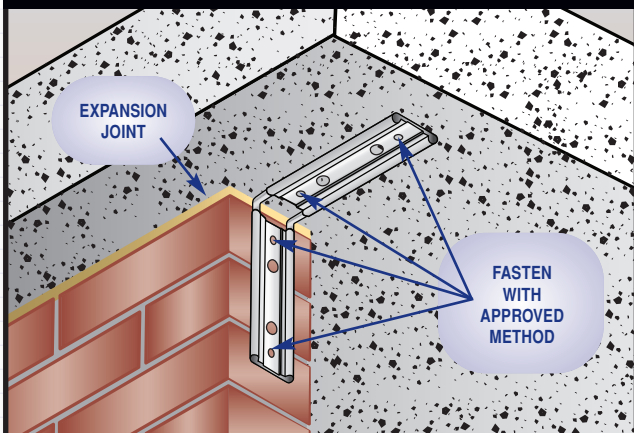
Vertical Control Gap

Use Approved Method of Attachment for Sleeve to Framing



CTP MAD-2000 Application Guidelines

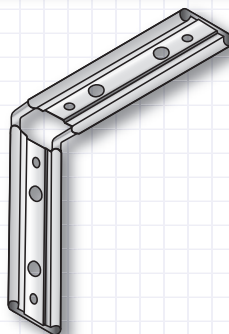
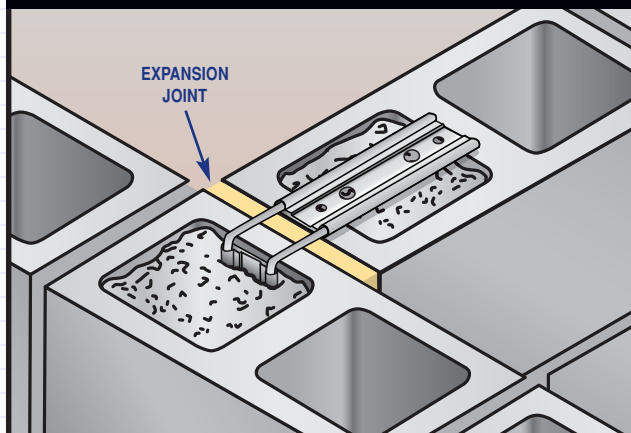
Connection to Slabs or Spandrel Beams



Provides Lateral Support for Single Wythe Walls Requiring Horizontal Soft Joint

Tie Opens When Wall Shrinks Vertically and Closes When Clay Brickwork Expands Vertically

Intersecting CMU Walls - Hollow Masonry Units



Vertical Control Joint
Grout Fill to Hollow Cores

Order Information

Catalog #	Material	Packaging
CTP MAD-2000	STAINLESS STEEL PER ASTM 167 TYPE 304	25 PIECES PER BOX
CTP MAD-2000 MG	MILL GALVANIZED PER ASTM A-653, G-60	25 PIECES PER BOX

Warranty

Seller makes no warranty of any kind, expressed or implied, except that the goods sold under this agreement shall be of the standard quality of the seller, and buyer assumes all risk and liability resulting from the use of the goods, whether used singly or in combination with other goods. Seller neither assumes nor authorizes any person to assume for seller any other liability in conjunction with the sale or use of the goods sold, and there is no oral agreement or warranty collateral to or affecting this transaction.

Warning

The information contained in this publication does not constitute any professional opinion or judgement and should not be used as a substitute for competent professional determinations. Each construction project is unique and the appropriate use of this product is the responsibility of the engineers, architects, and other professionals who are familiar with the specific requirements of the project.



CONSTRUCTION TIE PRODUCTS

7974 W. Orchard Drive
Michigan City, Indiana 46360-9390 • USA
Phone: (219) 878-1427 • Fax: (219) 874-3626
www.ctpanchors.com

Engineered Anchoring Solutions Provider

Approval